



Turn Your Data Into *Grantmaking Intelligence*

Grantelligence™ puts your grants management data at your fingertips—already structured, already embedded, and already accessible within Fluxx. With powerful visualizations, intuitive dashboards, and modifiable templates, Grantelligence gives you a head start on building insight-driven grantmaking.

Built for Grantmakers (Not Data Engineers)

- No need to build ETL pipelines—we've pre-structured your Fluxx data for you
- Includes starter dashboards and report templates tailored to grants management
- Augment your analysis with external data via CSV files as needed

Clear, Predictable Pricing

- Grantelligence is a paid add-on with no per-seat fees or hidden BI upcharges. One subscription, unlimited users and usage

➤ **FLUXX.IO**

Copyright © 2025 Fluxx

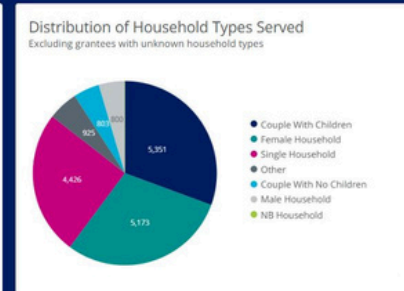
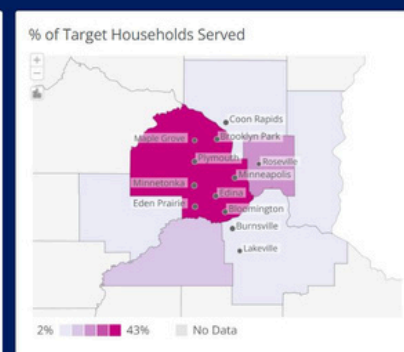
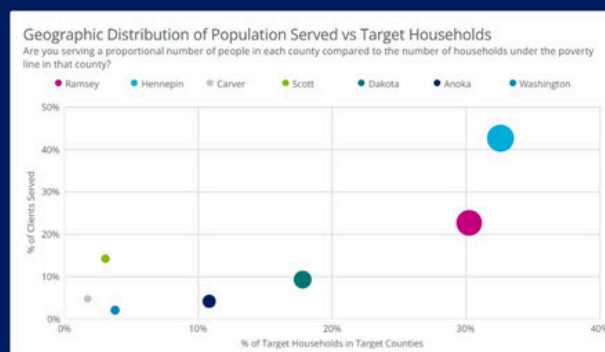
Integrated by Design

- No syncing, exporting, or extra logins —Grantelligence lives inside Fluxx
- Pre-modeled datasets automatically connected to your grants, payments, programs, and partners
- Powered by Domo™, a leader in modern BI

Visualizations Without Limits

- 150+ dynamic chart types
- Export to PowerPoint or PDF
- Set alerts when data changes
- Easily adjust access, filters, and branding per user or department

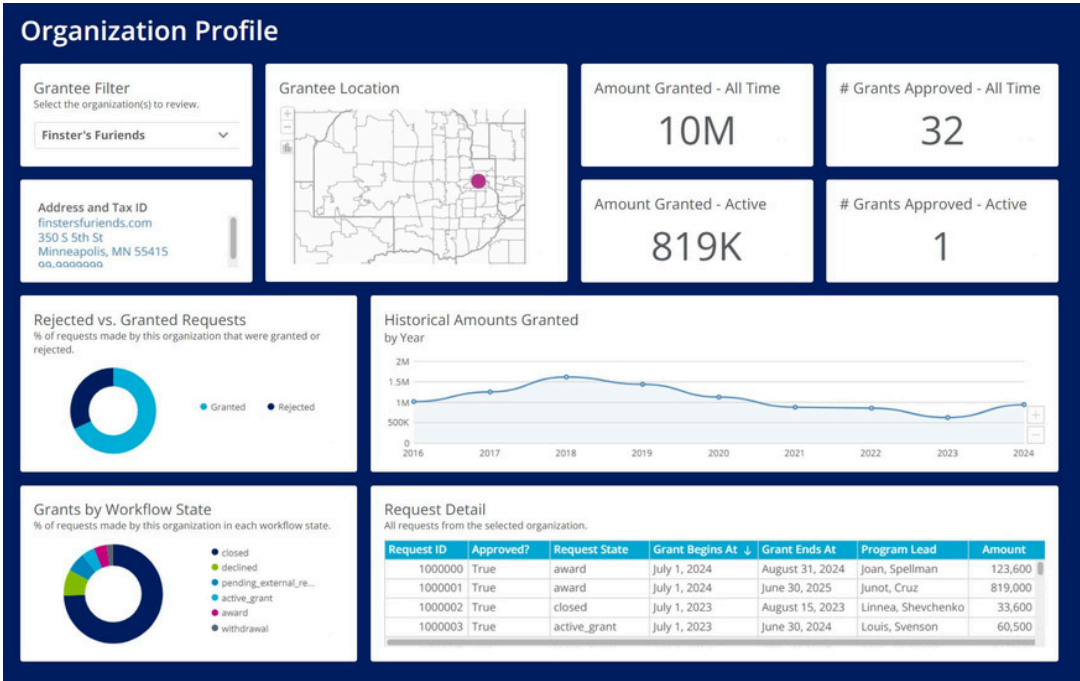
Impact and Demographics





Made for Self-Service, Ready for Growth

- 150+ dynamic chart types
- Drag-and-drop dashboard builder—no coding or SQL required
- Create formulas using Excel-like syntax
- Share dashboards across teams or externally with stakeholders
- Access how-to videos, documentation, and sample reports to get started quickly



Grantelligence isn't a plug-and-play magic wand—it's a thoughtfully integrated, funder-focused toolkit that helps your team ask better questions, see meaningful patterns, and shape smarter decisions with the data you already have.

Key Grantelligence Capabilities

CAPABILITY	WHAT IT MEANS FOR YOU
Embedded Access	Access directly from within Fluxx—no switching platforms
Pre-Modeled Datasets	No technical prep needed—Fluxx data is already structured
Custom Reports & Views	Use filters, calculated fields, and drill-downs to explore trends
Spreadsheet Uploads	Bring in external data to enrich your Fluxx insights